



# Radio Frequency Type Level Switch

Model : SRF

# SRF-600, 900

## Radio Frequency Type Level Switch

SRF-600, 900



### SRF - 600 Series

- DC Version : 24VDC  
(2-Wire Power Input)
- Current Output
- Compatible with RF- 600-10U

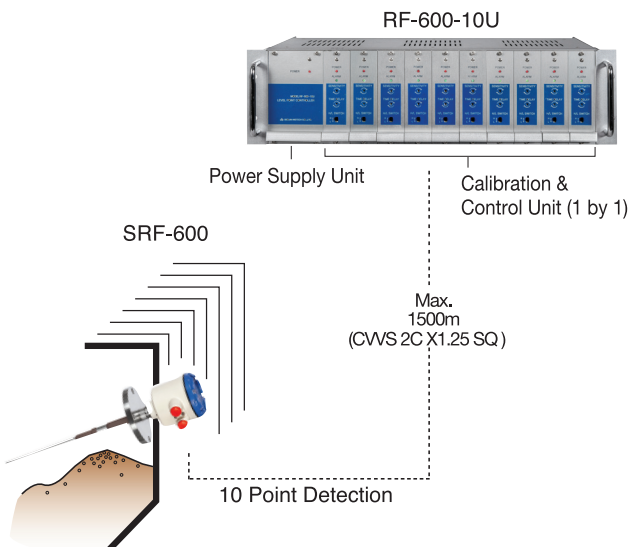
### SRF - 900 Series

- Ac Version : 115/230V AC  
(Power Input)
- DPDT Output (Relay)

### SRF - 600SS

- Separation Distance : 6m Max.
- Cable : RG-62A/U(Belden)
- Head & Probe Separation Type

### Remote Control & Power Supply Unit



### Features

- Powder & Solid.
- Compensation for false indication caused by material coating or build-up.
- For high temperature and high pressure.
- Head & Probe Separation.
- Approved CE

### Functions

- **Selectable High/Low Alarm**  
The high or low alarm can be selected with inside switch setting.
- **Time Delay Selection**  
Switch selection can adjust the output time from 0.5 to 6 sec.
- **Function Test**  
With push button switch built in sensor, the operation can be checked under empty tank or no contact with the measured material.
- **Sensitivity Setting**  
The capacitance depends on shape of tanks, and the sensitivity can be adjusted with adjuster in sensor in order to match it to site conditions after installation is finished.

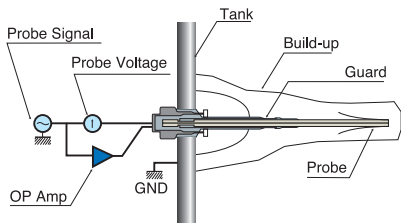
### Applications

- Chemical/ Petrochemical industry
- Power Utilities Industry
- Food Industry
- Feed Industry
- Grain Industry
- Pulp/Paper Industry
- Pharmaceutical
- Foundry Industry
- Other Industries

## Overall Dimension

### ■ Sensor Part

NIPPLE & FLANGE	240°C MAX(STD)	HIGH TEMP.			HEAD & PROBE SEPERATION
		240°C MAX.	300°C MAX.	500°C MAX.	
				Only for 2" pipe or bigger	



Generally Capacitance Type Sensor consists of one electrode, which may can allow malfunction by the reason of build-up material between tank wall and sensor. But Radio Frequency Type Level Sensor is designed to compensate for the false indication occurred by the material coating by adding another electrode for complement of such condition, except the electrode for ground and thus the malfunction is improved.

## Specifications

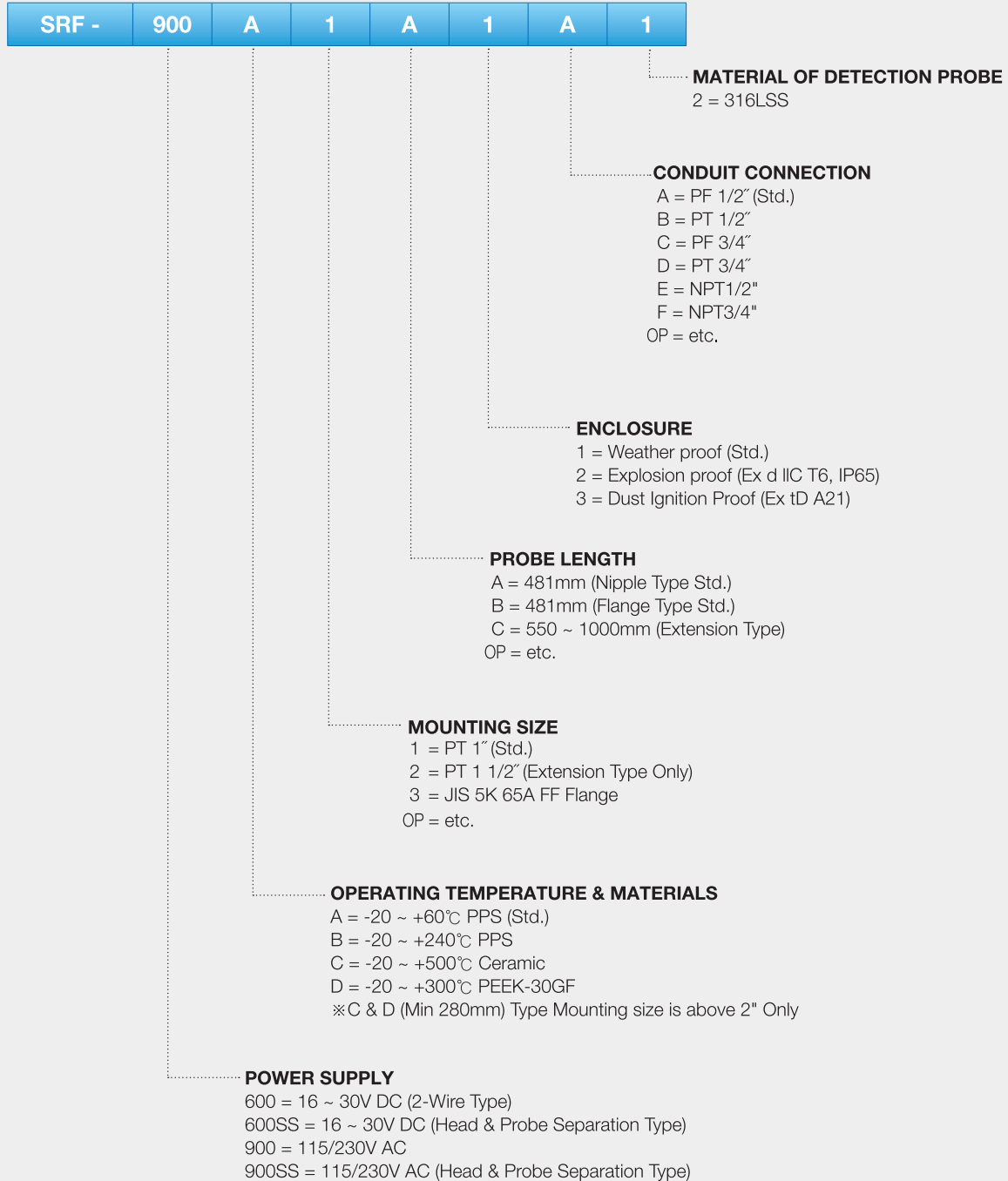
DESCRIPTION	SRF - 600 Series	SRF - 900 Series	RF - 600 - 10U
Type	Radio Frequency Level Sensor		Level Switch Controller
Power supply	DC 24V (DC 16 - 30V) 2-Wire	AC 115/230V AC	±10%, 50/60Hz
Signal	Non Detection	DC 9 ~ 12mA	INPUT : 4 ~ 19mA
	Detection	DC18 ~ 21mA	INPUT : 16 ~ 21mA
Contact	—	—	AC 250V 5A, DC 30V 5A (DPDT)
Sensitivity Range	5 ~ 30pF		—
Delay Time	0.5, 2, 4, 6 Sec		0.5 ~ 15 Sec
Ambient Temperature	-20 ~ +60°C		
Mounting Method	PT 1", PT 1 1/2", JIS 5K 65A Flange		Rack Mount
Function Method	Selectable H/L Alarm, Operating Test Switch, Sensitivity Adjustment		10 Points Detection
Cable Distance	Head & Probe Separation Distance 6m Max.(Std) , 3m Max. (High temp' )		1,500m
Enclosure	Weather Poof / Explosion Proof(Ex d IIC T6, IP65) / Dust Proof (Ex tD A21)		

### Process Condition (SRF-600 Series, SRF-900 Series)

Operation Temperature	-20 ~ +60°C	-20 ~ +240°C	-20 ~ +300°C	-20 ~ + 500°C
Operation Pressure	20kg/cm <sup>2</sup>		10kg/cm <sup>2</sup>	1.2kg/cm <sup>2</sup>
Insulator Material	PPS		Peek-30GF	Ceramic
Probe Material	316LSS			
Extention part Material	304SS / 316LSS			

## Ordering Information

### Radio Frequency Type Level Switch



■ When placing an order, selected ordering number should be indicated on the purchase order sheet.



14, Dunchon-daero 457beon-gil, Jungwon-gu  
Seongnam-si, Gyeonggi-do, Korea [Zip.13218]

☎ +82-31-627-9000 📠 +82-31-624-5345

<http://www.seojin.biz>

2019 Edition Rev.1 (printed by Daumi)

■ Specifications subject to change without notice